



# BITSTRIPS FOR SCHOOLS ACTIVITY BOOK

*Choose from over 25 printable comic activities!*

# TABLE OF CONTENTS

## 1.0 ENGLISH ACTIVITIES

- 1.1 Introduce Yourself
- 1.2 Summer Vacation
- 1.3 Why I Like School
- 1.4 Book Report
- 1.5 When I Grow Up
- 1.6 Adventure Story
- 1.7 ABCs

## 2.0 HEALTH & PHYSICAL EDUCATION ACTIVITIES

- 2.1 Healthy Food
- 2.2 Healthy Lifestyle
- 2.3 My Favourite Sports

## 3.0 HISTORY ACTIVITIES

- 3.1 Time Machine
- 3.2 Timeline of Events
- 3.3 Biography
- 3.4 Holidays
- 3.5 Early Civilizations

## 4.0 SCIENCE & MATH ACTIVITIES

- 4.1 Four Seasons
- 4.2 Solar System
- 4.3 Five Senses
- 4.4 Weather
- 4.5 Shapes Around You
- 4.6 Everyday Fractions
- 4.7 Math Problem

## 5.0 SOCIAL STUDIES ACTIVITIES

- 5.1 First Day at Work
- 5.2 Environmental Issues
- 5.3 Stop Bullying
- 5.4 Political Campaign



## 1.0 ENGLISH ACTIVITIES

1.1 INTRODUCE YOURSELF

**INSTRUCTIONS:** Design your character and then make a short comic introducing yourself.

Include fun facts, things you like and don't like.

STUDENT: \_\_\_\_\_

DATE: \_\_\_\_\_


## 1.2 SUMMER VACATION

**INSTRUCTIONS:** Create a comic showing what happened on the best day of your summer vacation. Start with the first thing you did in the morning and end with the last thing you did that evening.

**STUDENT:** \_\_\_\_\_

**DATE:** \_\_\_\_\_


### 1.3 WHY I LIKE SCHOOL

**INSTRUCTIONS:** Create a comic explaining what you like most about your school and why. Clearly show how you feel about your school using your own words in text bubbles AND through your character's facial expressions and postures. Include at least 3 panels and 2 characters in your comic.


**STUDENT:** \_\_\_\_\_

**DATE:** \_\_\_\_\_

## 1.4 BOOK REPORT

**INSTRUCTIONS:** Recreate an important scene from your favourite book as a comic strip. Design the main characters, and summarize the scene in 7 panels. Include a combination of text bubbles and caption boxes in your comic.





**STUDENT:** \_\_\_\_\_ **DATE:** \_\_\_\_\_

A template for a 7-panel comic strip. The panels are arranged in three rows: the first row has two panels (one small on the left, one large on the right); the second row has three panels of equal size; the third row has two panels of equal size. All panels are empty rectangles with black outlines.

1.5 WHEN I GROW UP

**INSTRUCTIONS:** Create a 4 panel comic that describes where you would like to be or what you would like to be doing in 5 years, 10 years, 15 years, and 20 years. Be sure to use descriptive text with complete sentences to make your ideas clear to the reader.

**STUDENT:** \_\_\_\_\_ **DATE:** \_\_\_\_\_






## 1.6 ADVENTURE STORY

**INSTRUCTIONS:** Write a comic adventure story that has a clear beginning, middle, and end. There should be at least 3 characters in your comic, and at least one text or thought bubble and one caption box in each panel. The adventure story needs one event, stating the problem and the solution. And of course, there needs to be a hero that saves the day.

**STUDENT:** \_\_\_\_\_

**DATE:** \_\_\_\_\_




A template for a comic strip consisting of seven empty rectangular panels. The panels are arranged in three rows: the first row has two panels of equal size; the second row has three panels of equal size; and the third row has two panels of equal size. All panels are empty and outlined with a thin black border.

1.7 ABCs

**INSTRUCTIONS:** Pick 4 letters of the alphabet. Create panels for each letter of the alphabet using only words and objects that start with the letter in that specific panel. The caption at the top should have the letter pertaining to that specific panel.

STUDENT: \_\_\_\_\_

DATE: \_\_\_\_\_





## 2.0 HEALTH & PHYSICAL EDUCATION ACTIVITIES

## 2.1 HEALTHY FOOD

**INSTRUCTIONS:** Create a comic to try and convince the reader to eat healthy foods from the 4 food groups. Make your comic 6 panels long in the following format:

- Panel 1: Introduction
- Panel 2-5: Give a reason to eat from each food group, with an example of a healthy item from each group
- Panel 6: Conclusion

STUDENT: \_\_\_\_\_


DATE: \_\_\_\_\_


## 2.2 HEALTHY LIFESTYLES

**INSTRUCTIONS:** Create a comic that explains why a healthy lifestyle (both the food you eat and physical activity) is important. Include a fact or statistic, as well as your knowledge of systems in the human body, to explain why exercise and eating healthy is important for your health.

STUDENT: \_\_\_\_\_

DATE: \_\_\_\_\_



A comic strip template consisting of five empty rectangular panels. The top row has two panels of unequal size, with the right panel being significantly larger than the left one. The bottom row has three panels of equal size.

### 2.3 FAVOURITE SPORTS

**INSTRUCTIONS:** Choose 2 favourite summer sports, and 2 favourite winter sports. Design a panel for each sport, and explain why you like it. Be sure to include the proper equipment, clothing (uniforms, protective gear, footwear) and the environment they play in to clearly illustrate which sport it is.

**STUDENT:** \_\_\_\_\_

**DATE:** \_\_\_\_\_

A large, empty square box with a black border, intended for drawing and writing about a sport.A large, empty square box with a black border, intended for drawing and writing about a sport.A large, empty square box with a black border, intended for drawing and writing about a sport.A large, empty square box with a black border, intended for drawing and writing about a sport.





## 3.0 HISTORY ACTIVITIES

### 3.1 TIME MACHINE

**INSTRUCTIONS:** Create a comic using your character while they travel through time in a time machine. You may go to the past or to the future, just explain using captions, thought bubbles or speech bubbles where you traveled to and what you have found to be interesting there. Describe all aspects of this different time of the world so the reader can get a full picture of where your avatar has gone.

**STUDENT:** \_\_\_\_\_

**DATE:** \_\_\_\_\_





### 3.2 TIMELINE OF EVENTS

**INSTRUCTIONS:** Make a comic showing a timeline of an historical event - it could show one day, or even a person's whole life! Illustrate each panel by creating the scene with a background, objects and characters, along with a simple caption for each event, using words such as first, next, then, later, and finally. Check to see that your events are in the correct time order.

**STUDENT:** \_\_\_\_\_


**DATE:** \_\_\_\_\_


### 3.3 BIOGRAPHY

**INSTRUCTIONS:** Create an illustrated biography of a famous historical figure. Show the person's key contributions by depicting a significant event or action in each panel and adding a descriptive caption. Make sure to show why this person was important and how they changed history.

**STUDENT:** \_\_\_\_\_

**DATE:** \_\_\_\_\_




A grid of nine empty rectangular boxes arranged in three rows and three columns. The top row has three boxes of equal size. The middle row has two boxes of equal size, with the second box being wider than the first. The bottom row has three boxes of equal size, similar to the top row.

### 3.4 HOLIDAYS

**INSTRUCTIONS:** Select a Canadian holiday and explain to your readers why it is important to observe it. Some examples are Remembrance Day, Victoria Day, Canada Day, and Thanksgiving Day. Create a comic showing the history of the holiday and explaining why it is important to observe this holiday today.

**STUDENT:** \_\_\_\_\_

**DATE:** \_\_\_\_\_


A large, empty rectangular box with a black border, intended for drawing the first panel of a comic strip.A large, empty rectangular box with a black border, intended for drawing the second panel of a comic strip.A large, empty rectangular box with a black border, intended for drawing the third panel of a comic strip.A large, empty rectangular box with a black border, intended for drawing the fourth panel of a comic strip.A large, empty rectangular box with a black border, intended for drawing the fifth panel of a comic strip.A large, empty rectangular box with a black border, intended for drawing the sixth panel of a comic strip.

### 3.5 EARLY CIVILIZATIONS

**INSTRUCTIONS:** Create a comic that tells what life was like in one of the early civilizations. Talk about their homes, clothing, food, and health. Also include a personal reflection about what you would have liked and disliked about living in this civilization. Include a combination of text bubbles and caption boxes in your comic.

STUDENT: \_\_\_\_\_

DATE: \_\_\_\_\_

A template for a comic strip consisting of seven empty rectangular panels. The panels are arranged in three rows: the first row has two large panels; the second row has three smaller panels of equal size; the third row has two large panels, similar in size to the first row.



## 4.0 SCIENCE & MATH ACTIVITIES

## 4.1 FOUR SEASONS

**INSTRUCTIONS:** Make a comic with 4 panels - one for each season. Show yourself in each panel wearing the right clothes for the season and performing a seasonal activity, like building a snowman. Use speech bubbles to explain what you are doing in each panel.

STUDENT: \_\_\_\_\_

DATE: \_\_\_\_\_



## 4.2 SOLAR SYSTEM

**INSTRUCTIONS:** Create a comic showing you on an adventure through our solar system. While you are exploring, you will identify components of the solar system, including the sun, the earth, and other planets, natural satellites, comets, asteroids, and meteoroids, and describe their physical characteristics.

**STUDENT:** \_\_\_\_\_





**DATE:** \_\_\_\_\_


### 4.3 FIVE SENSES

**INSTRUCTIONS:** In each panel in this comic, show a situation where you are using one of your 5 senses in real life. When you have completed each scene, add a speech or thought bubble with the sentence pattern, "I [blank] with my [blank]." For example, "I see the cat with my eyes."

STUDENT: \_\_\_\_\_

DATE: \_\_\_\_\_





## 4.4 WEATHER

**INSTRUCTIONS:** Create a comic that explains a weather phenomenon you've studied. What is it and what causes it to occur? Base your comic on one of the following, or ask for approval if you have an idea for something not on this list: rain, snow, warm/cold fronts, hurricanes, tornadoes, low/high barometric pressure, or the water cycle.

**STUDENT:** \_\_\_\_\_


**DATE:** \_\_\_\_\_


## 4.5 SHAPES AROUND US

**INSTRUCTIONS:** The world around us is made up of geometric shapes - you'll notice circles, squares, rectangles, triangles, hexagons, and other shapes everywhere if you look for them! Create a comic showing everyday objects and identifying what shape they are. Draw your bedroom, your classroom, your kitchen or any other room you want in the big panel. Then identify different shapes you can see by drawing the objects in the small panels use a caption to explain the shape.

STUDENT: \_\_\_\_\_

DATE: \_\_\_\_\_





A large, empty rectangular box with a black border, intended for drawing a room or scene.A small, empty rectangular box with a black border, intended for drawing an object.A small, empty rectangular box with a black border, intended for drawing an object.A small, empty rectangular box with a black border, intended for drawing an object.A small, empty rectangular box with a black border, intended for drawing an object.A small, empty rectangular box with a black border, intended for drawing an object.A small, empty rectangular box with a black border, intended for drawing an object.

## 4.6 EVERYDAY FRACTIONS

**INSTRUCTIONS:** Create a comic where the character(s) have to deal with a fraction in their day to day life. Make sure the location of the scene fits something you or someone you know would do everyday and that it is somewhere they would encounter fractions.

STUDENT: \_\_\_\_\_

DATE: \_\_\_\_\_




## 4.7 MATH PROBLEM

**INSTRUCTIONS:** We encounter math problems everyday, from making correct change when shopping, to figuring out how to share a pizza evenly with your family. Create a comic that illustrates an everyday math problem and how to solve it. Be creative and remember to show the steps to solving the problem.

**STUDENT:** \_\_\_\_\_

**DATE:** \_\_\_\_\_

A template for a comic strip consisting of seven empty rectangular panels. The panels are arranged in three rows: the first row has two large panels; the second row has three smaller panels of equal size; the third row has two large panels, similar in size to the first row.



## 5.0 SOCIAL STUDIES ACTIVITIES

## 5.1 FIRST DAY OF WORK

**INSTRUCTIONS:** After investigating your choice of career, create a comic strip depicting your first day on the job! Describe the job tools you will need, and show both a problem and solution that you encounter on your first day. As you're creating your comic, think about: How will the reader tell what job it is? How will we know your duties and responsibilities?


**STUDENT:** \_\_\_\_\_

**DATE:** \_\_\_\_\_


## 5.2 ENVIRONMENTAL ISSUE

**INSTRUCTIONS:** Choose an environmental issue that you have an interest in, and create a comic where you explain the problem and what we must do to take action and solve it. Remember to explain why your issue is so critical, how people can help and finally, why it is important to you.

**STUDENT:** \_\_\_\_\_ **DATE:** \_\_\_\_\_




A template for a comic strip consisting of seven empty rectangular panels. The panels are arranged in three rows: the top row has two panels of unequal size (the right one is larger), the middle row has three panels of equal size, and the bottom row has two panels of equal size.

### 5.3 STOP BULLYING

**INSTRUCTIONS:** Bullying affects all of us, but we CAN put a stop to bullying - by speaking up and doing something about it. For this activity, create a comic where your character explains 3 practical things you and your classmates can do to help make your school a bullying-free environment.

**STUDENT:** \_\_\_\_\_

**DATE:** \_\_\_\_\_

A large, empty rectangular box with a black border, intended for drawing or writing the first panel of a comic strip.An empty rectangular box with a black border, intended for drawing or writing the second panel of a comic strip.An empty rectangular box with a black border, intended for drawing or writing the third panel of a comic strip.





## 5.4 POLITICAL CAMPAIGN

**INSTRUCTIONS:** If you were running as a candidate in an election, what would your platform be? Create a comic showing at least 3 campaign promises you would make. Explain the reasons you think these promises are important and how they would help society.

**STUDENT:** \_\_\_\_\_

**DATE:** \_\_\_\_\_

A large, empty rectangular box with a black border, intended for drawing the first panel of a comic strip.A large, empty rectangular box with a black border, intended for drawing the second panel of a comic strip.A large, empty rectangular box with a black border, intended for drawing the third panel of a comic strip.